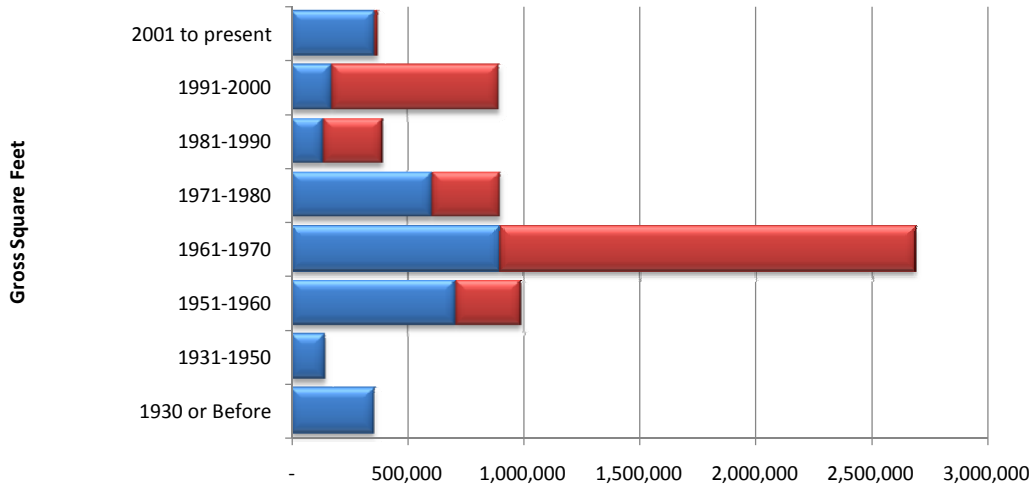


Source: Illinois State University, Statewide Space Survey - Fall 2009

Total Space by Year of Construction and Source of Support

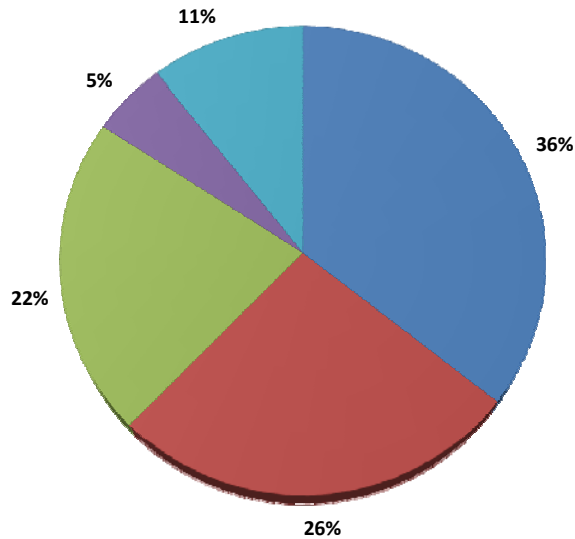
(excludes leased space)



	1930 or Before	1931-1950	1951-1960	1961-1970	1971-1980	1981-1990	1991-2000	2001 to present
State Owned, Supported	356,839	142,693	705,935	896,464	606,227	136,487	173,777	358,374
University Owned, Supported	-	-	280,714	1,791,111	295,229	256,844	721,298	13,393

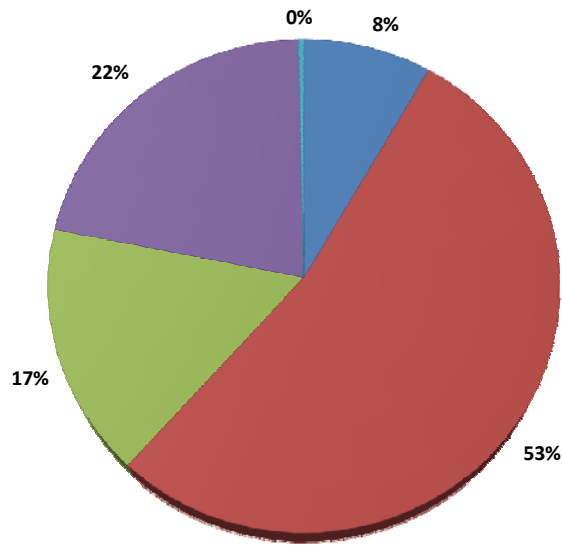
Percent of State-Supported Space by Year of Construction

(excludes leased space)



■ 1960 or Before ■ 1961-1970 ■ 1971-1990 ■ 1991-2000 ■ 2001 to present

Percent of University-Supported Space by Year of Construction (excludes leased space)



■ 1960 or Before ■ 1961-1970 ■ 1971-1990 ■ 1991-2000 ■ 2001 to present